

Fwd: Notes from the Health Sciences Library - April 28

1 message

Mary Cabral <mcabral@clarkson.edu>
To: Mary Cabral <mcabral@clarkson.edu>

Wed, Apr 28, 2021 at 8:41 AM

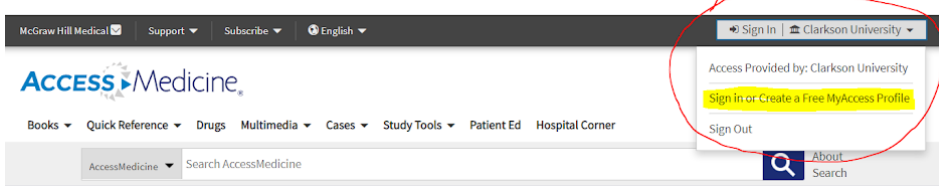


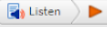
Focus on Access Medicine

... an online platform that offers a comprehensive selection of medical resources in a variety of formats.

I hope most of you are already familiar with the extensive library of books you can get through [AccessMedicine](#) and that this email entices you to explore some of the other hidden gems it offers. With Clarkson authentication, these resources are available to you anytime, anywhere, with no limitations.

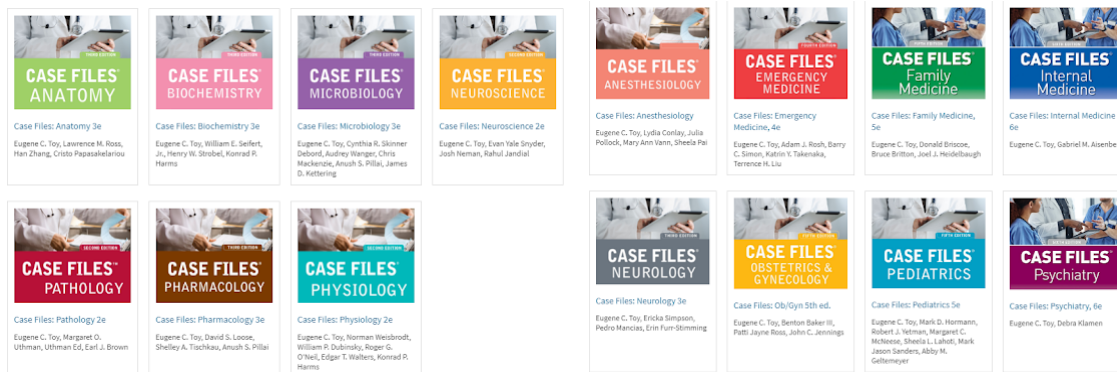
Tip #1: create a *MyAccess account profile* to optimize your use of the tools and resources (note: the Study Tools, interactive features in Case Files, and review quizzes included for many of the texts won't work without signing in).



Tip #2: listen to any of the texts instead of reading to give your eyes a break from the computer screen. Look for the Listen icon  at the top of any section of text. You can adjust reading speed and other aspects once you click the arrow to play.

Case Files

This is a full collection of basic science, clinical, clinical neuroanatomy, and pharmacology case files that provide short, targeted case-based learning. Each gives you a patient history and systems review, some short answer questions, clinical pearls, and references. **Tip #3:** find them under the Cases drop-down menu at the top of the page and be sure to explore the whole list in the left sidebar menu!



Podcasts

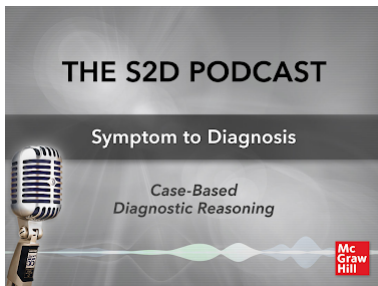
Find them under the [Multimedia drop-down menu](#) at the top of the page.

Tip #4: while you are there, explore the many examination and procedural videos, patient safety modules, and animations.



Harrison's Podclass

Illuminating and engaging discussions on key principles of internal medicine, around board-style case vignettes from *Harrison's Self Assessment and Board Review*.



S2D: The Symptom to Diagnosis Podcast

A case-based discussion of signs, symptoms and diagnostics tests to improve clinical reasoning and evidence-based practice.


Tip #5: Flashcards are a great way to study and test yourself (or a study buddy). Find the link to these under the [Study Tools menu](#) at the top of the page. Available on a variety of topics.



Tip#6: Use AccessMedicine as a go-to clinical resource for

- Easy to search [drug database](#)
- [Diagnosaurus](#), [DDX](#) can help you explore information for thousands of symptoms, signs, and diseases. Find it under the [Quick Reference drop-down menu](#) at the top of the page.
- [Patient Education handouts](#) available on most topics and in multiple languages that you can customize with your own notes.
-

Tip #7: Install the AccessMedicine app on your phone and log in with your *MyAccess* profile and you can have some of the quick reference tools in your pocket!



Tip #8: find more detailed information about all of the features in the [AccessMedicine User Guide](#) or contact me for help.

Read [Weekly Notes](#) from previous dates.

Mary Cabral, MLS
Health Sciences Librarian
Clarkson University Libraries
315-268-4462
mcabral@clarkson.edu

Want to meet with me? [Check my calendar](#) to set up a Zoom meeting.